

Roll·E Collection



This is How We Roll

The hybrid workplace requires new solutions. We designed Roll·E to address those needs. We combined new whiteboard material, efficient storage, privacy, and independently locking compartments so two people can use one cabinet. And we did all this at an affordable price, this is how we roll.



Designed To Do More, Way More



To Do's
1. Meet new hires @ 10
2. Book flight
3. Complete proposal
4. Martinis @5 w/Jan

The whiteboard was designed to be ½” thickness enabling Roll•E to fit between desks for added privacy.

We use Mirlux™, a glass-like material, for Roll•E whiteboards. It is super easy to clean, and doesn't ghost.

A customizable fabric top to create personal space for frequently used items.

Roll•E was created to have 2 independently locking bins. In the hybrid workspace each user has secure storage for personal items.

With a name like Roll•E we had to use the best German low-profile casters.





Sharing What's Good

Budget hawks? We got you covered. We made Roll•E Caddy with back-to-back bins to provide you 2-for-1 value. Simple storage with a whiteboard built-in, perfect.

Caddy shown in Liberty Red, desks ins American Pastime

Where's Roll•E?

You guessed it, in the private office. Today's offices are smaller and flexibly scheduled, that's why Roll•E is available in low versions. Stylish and compact they make a great fit.

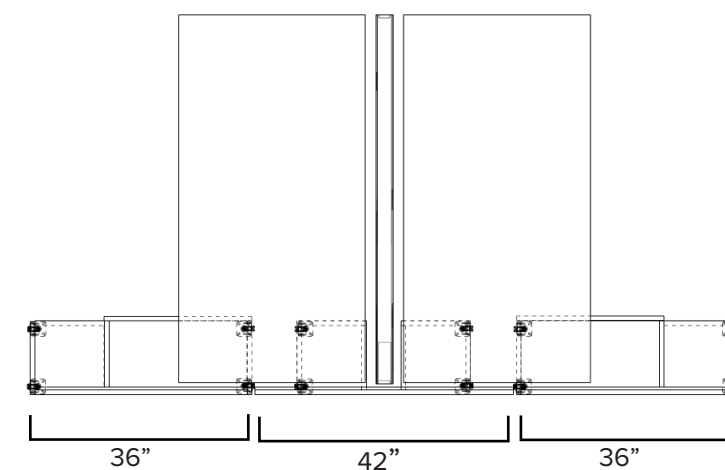


Shown in White Birch plybox construction



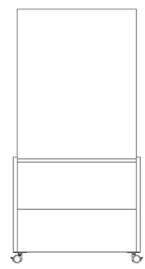
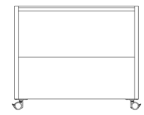
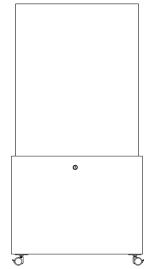
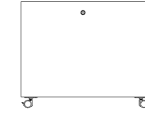
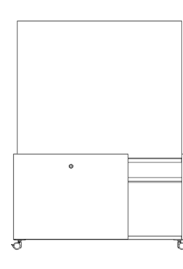

Call The Doc...

End of run conditions can be tricky. Use the Roll•E Doc to create a finished aisle approach. Its clever design can fit around any power spine and matches up beautifully with other Roll•E models.

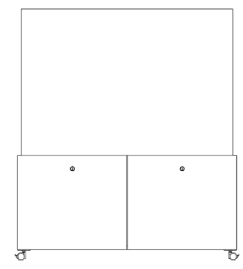
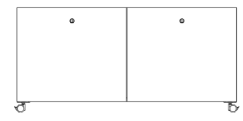
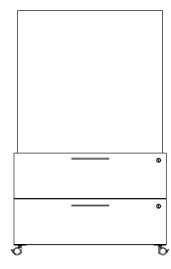
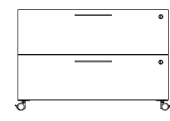
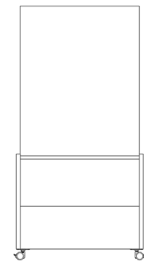



Standard Offering

Single User


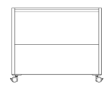


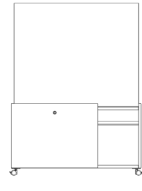
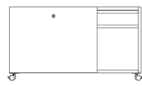
					
Basic	Basic Low	Standard	Standard Low	Extended	Extended Low
D 13"	D 13"	D 13"	D 13"	D 13"	D 13"
W 24"	W 24"	W 24"	W 24"	W 36"	W 36"
H 54, 60"	H 20"	H 54, 60"	H 20"	H 54, 60"	H 20"

Double User


				
Twin	Twin Low	Twin Drawers	Twin Drawers Low	Caddy
D 13"	D 13"	D 13"	D 13"	D 16"
W 42"	W 42"	W 30"	W 30"	W 30"
H 54, 60"	H 20"	H 54, 60"	H 20"	H 54, 60"


Doc
D 13"
W 42"
H 54, 60"





Basic	D	W	H	Model Number	Price
	13	24	54	RBW	850
	13	24	60	RBW	850
Basic Low	D	W	H	Model Number	Price
	13	24	20	RBL	435
Standard	D	W	H	Model Number	Price
	13	24	54	RSW	1040
	13	24	60	RSW	1040
Standard Low	D	W	H	Model Number	Price
	13	24	20	RSL	670
Extended	D	W	H	Model Number	Price
	13	36	54	REW	1610
	13	36	60	REW	1610
Extended Low	D	W	H	Model Number	Price
	13	36	20	REL	860





Twin	D	W	H	Model Number	Price
	13	42	54	RTW	1830
	13	42	60	RTW	1830

Twin Low	D	W	H	Model Number	Price
	13	42	20	RTL	1090

Twin Drawers	D	W	H	Model Number	Price
	15	30	54	RDW	1850
	15	30	60	RDW	1850

Twin Drawers Low	D	W	H	Model Number	Price
	15	30	20	RDL	1120

Caddy	D	W	H	Model Number	Price
	16	30	54	RCW	1420
	16	30	60	RCW	1420

Doc	D	W	H	Model Number	Price
	13	42	54	RKW	1350
	13	42	60	RKW	1350