


Tops Program




Shapes



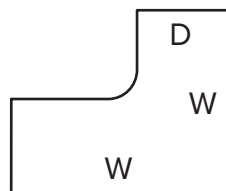
Rectangle

Depth 20 - 60"
Width 24 - 96"




Radius

Depth 30 - 60"
Width 30 - 96"



Extended Corner

Depth 24 - 60"
Width 39 - 96"



Round

Diameter 24 - 60"

Material and Edge Options

TFL and HPL

HPL on MDF

HPL on Ply



2mm Edgebanding



Square MDF, 1/2" corner



Square Ply, 1/2" corner



Knife MDF, 1/2" corner



Knife Ply, 1/2" corner



Taper MDF, 1" corner



Taper Ply, 1" corner



Knife Banded MDF

Details

- Leadtimes for TFL tops are 3 business days, all others 7 business days
- Orders below \$220 Net will always be invoiced to an order minimum of \$220 Net.
- 2mm edgebands are color matched to the surface finish unless otherwise specified
- Project level pricing available for larger orders, contact customer service for details.


Options

Grommets



2 1/2" round grommets are \$55 List Price each. Choose Black, White, Silver. Specify quantity and location(s) per top

Anti-Sag



Surface supports for spans greater than 42" are available. Please specify and add + \$220 List Price per support


TFL Finishes



Graphite Elm



Oxidized Beamwood



Macchiato Walnut



River Cherry



Absolute Acajou



Natural Ash



Landmark Wood



Hardrock Maple



Kensington Maple




Pencil Wood




Florence Walnut



Sterling Ash



Folkstone



White



White Ash



Blackened Steel



Black



Storm

Leg Options



Aluminum
Double Column



Aluminum
T-Base



Aluminum
X-Base



Aluminum Arch
X-Base



Pedestal
Disk Base



Square
Base



Dual Column
Base



Single Column
Base



Parsons Frame
Bar Height

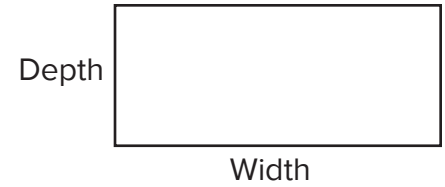


Parsons Frame
Counter Height



Parsons Frame
Standard Height

Rectangles



Prices are List

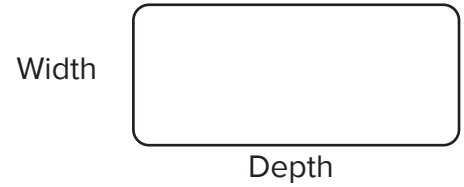
Model	Depth	Width	TFL	HPL	HPL MDF	HPL Ply
T2024	20	24	155	185	250	280
T2030	20	30	155	235	300	325
T2036	20	36	180	235	300	420
T2042	20	42	210	280	365	420
T2048	20	48	230	280	365	420
T2054	20	54	230	365	470	705
T2060	20	60	230	365	470	705
T2066	20	66	340	365	470	705
T2072	20	72	340	365	470	705
T2078	20	78	340	515	665	705
T2084	20	84	340	515	665	705
T2090	20	90	340	515	665	705
T2096	20	96	340	530	665	705
T2424	24	24	180	235	300	280
T2430	24	30	180	290	380	325
T2436	24	36	210	290	390	420
T2442	24	42	275	355	470	475
T2448	24	48	275	365	470	475
T2454	24	54	275	485	630	705
T2460	24	60	310	485	630	705
T2466	24	66	435	485	630	705
T2472	24	72	435	485	630	705
T2478	24	78	435	515	665	705
T2484	24	84	450	515	665	705
T2490	24	90	450	515	665	705
T2496	24	96	450	530	665	705
T3030	30	30	230	290	390	525
T3036	30	36	255	290	390	705
T3042	30	42	285	365	470	705
T3048	30	48	300	445	470	705
T3054	30	54	300	515	630	1285
T3060	30	60	340	515	630	1285
T3066	30	66	435	515	630	1285

Prices are List

Model	Depth	Width	TFL	HPL	HPL MDF	HPL Ply
T3072	30	72	435	560	630	1285
T3078	30	78	450	850	1110	1285
T3084	30	84	450	850	1110	1285
T3090	30	90	450	860	1110	1285
T3096	30	96	450	860	1110	1285
T3636	36	36	285	485	655	705
T3642	36	42	400	595	665	705
T3648	36	48	425	595	665	705
T3654	36	54	435	850	1175	1285
T3660	36	60	435	850	1175	1285
T3666	36	66	535	850	1175	1285
T3672	36	72	535	850	1175	1285
T3678	36	78	535	905	1175	1285
T3684	36	84	535	905	1175	1285
T3690	36	90	535	905	1175	1285
T3696	36	96	535	905	1175	1285
T4848	48	48	435	615	665	705
T4860	48	60	450	850	1175	1285
T4872	48	72	765	860	1175	1285
T4884	48	84	775	905	1175	1285
T4896	48	96	775	905	1175	1285
T6060	60	60	450	860	840	---
T6072	60	72	775	860	840	---
T6084	60	84	775	1575	1535	---
T6096	60	96	775	1590	1655	---

Radius

Radius tops have a 6" radius at each corner



Prices are List

Model	Depth	Width	TFL	HPL	HPL MDF	HPL Ply
RR3030	30	30	280	375	390	525
RR3036	30	36	290	375	390	705
RR3042	30	42	315	410	470	705
RR3048	30	48	325	410	470	705
RR3054	30	54	325	520	630	1285
RR3060	30	60	405	520	630	1285
RR3066	30	66	480	520	630	1285
RR3072	30	72	480	530	630	1285
RR3078	30	78	480	870	1110	1285
RR3084	30	84	480	870	1110	1285
RR3090	30	90	480	880	1110	1285
RR3096	30	96	480	880	1110	1285
RR3636	36	36	360	520	655	705
RR3642	36	42	480	635	665	705
RR3648	36	48	480	635	665	705
RR3654	36	54	480	870	1175	1285
RR3660	36	60	480	870	1175	1285
RR3666	36	66	570	870	1175	1285

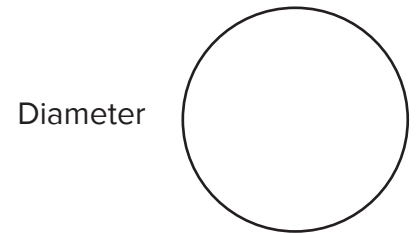
Prices are List

Model	Depth	Width	TFL	HPL	HPL MDF	HPL Ply
RR3672	36	72	570	870	1175	1285
RR3684	36	84	570	930	1175	1285
RR3690	36	90	570	930	1175	1285
RR3696	36	96	570	930	1175	1285
RR4848	48	48	480	650	665	705
RR4860	48	60	480	870	1175	1285
RR4872	48	72	785	880	1175	1285
RR4884	48	84	795	930	1175	1285
RR4896	48	96	795	930	1175	1285
RR6060	60	60	490	880	1110	---
RR6072	60	72	925	1575	1110	---
RR6084	60	84	925	1575	2085	---
RR6096	60	96	925	1590	2085	---

Rounds

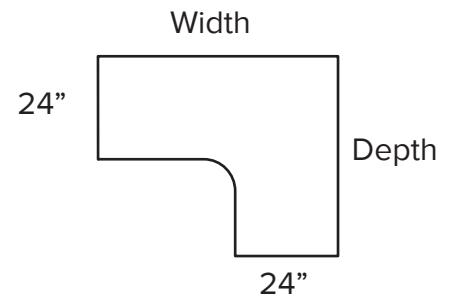
Prices are List

Model	Diameter	TFL	HPL	HPL MDF	HPL Ply
RT24	24	275	465	485	520
RT30	30	395	530	540	570
RT36	36	480	700	705	755
RT42	42	530	650	705	755
RT48	48	630	660	705	755
RT54	54	630	755	1110	---
RT60	60	630	755	1110	---



Extended Corners

Choose left or right handed. Right hand shown



Model	Depth	Width	TFL	Prices are List	
				HPL	HPL MDF
EC3648	36	48	540	715	895
EC3660	36	60	605	735	895
EC3672	36	72	650	745	970
EC3684	36	84	970	1070	1275
EC3696	36	96	970	1070	1285
EC4848	48	48	550	725	895
EC4860	48	60	615	755	970
EC4872	48	72	675	1070	1080
EC4884	48	84	970	1070	1285
EC4896	48	96	970	1070	1295
EC6060	60	60	675	1070	1070
EC6072	60	72	970	1070	1080
EC6084	60	84	970	1070	1285
EC6096	60	96	1090	1190	1295

Materials and Construction

- TFL surfaces are 1 1/8" thickness with 45lb Industrial Particle Board cores. All cores have a minimum L2 TSCA Title-VI Certification. TFL's are regionally sourced from mills in Washinton and Oregon. TFL surfaces are edged with 2mm polymer edgeband that is thermally fused with a durable EVA adhesive.
- 1 1/8" thickness HPL surfaces with 2mm edge banding utilize 1" thick 45lb Industrial Particle Board cores and have a minimum L2 TSCA Title-VI Certification. Laminate is Post-Form or Horizontal grade thickness. HPL surfaces are balanced with brown backing sheets to maximize flatness. Laminate and backing sheets are bonded using Wilsonart 3100 PVA ultra-low VOC adhesive.
- 1 1/8" HPL surfaces with profiled MDF edges utilize 1" thick 45lb MDF and have a minimum L2 TSCA Title-VI Certification. All MDF is regionally sourced from mills located in Oregon or Alberta. The laminate is Post-Form or Horizontal grade thickness depending upon manufacturer. HPL surfaces are bonded and balanced with brown backing sheets to maximize flatness. Laminate is bonded to core with a 3100 PVA ultra-low VOC adhesive. The exposed profiled edges are sanded and sealed with a water based low VOC clear finish.
- 1 1/8" HPL surfaces with profiled Ply edges utilize 1" thick premium multiplex birch veneer plywood cores that are L2 TSCA Title-VI Certified. The laminate is Post-Form or Horizontal grade thickness. All HPL surfaces are balanced with brown backing sheets to maximize flatness. Laminate and backing sheets are bonded using Wilsonart 3100 PVA ultra-low VOC adhesive. The profiled edges are sanded and sealed with a water based VOC clear finish.

Adjustable Height Base Pricing

2-Leg Bases

Quantity	List PRICE
1 – 10 Units	\$1480
11 – 99 Units	\$1345
100+ Units	\$1230

3-Leg Bases

Quantity	List PRICE
1 – 10 Units	\$2375
11 – 99 Units	\$2240
100+ Units	\$2075

PLEASE SPECIFY 24" OR 30" SURFACE DEPTH WHEN ORDERING

FEATURES

- manufactured to BIFMA standards
- 5 Year motor & electrical warranty
- Adjustment speed of 1.5" per second
- Anti-collision technology
- Height Range 24"-50"
- Noise level of <50 db
- Load capacity of 200 lbs.
- Lifetime frame warranty

PRODUCTS, MATERIALS AND FINISHES

- Accessories: Available with an Acrylic Modesty Panel, power module mounted above the surface or below, under surface wire management, and a surface grommet.
- Base: Silver in stock, other colors available upon request.

