



Boat shaped table with Fawn Cyprus surface and white rectangular box bases

## Cambridge Conference

Our conference tables are designed to integrate with your space to create a collaborative environment where people can move and communicate. With clean lines and the limitless choice of laminates and shapes our tables fit well in boardrooms and open collaborative environments.

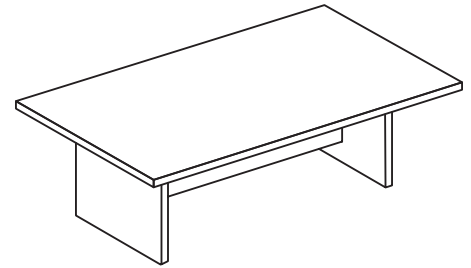
### STANDARDS

---

- Tops are 1 1/8" material with 2mm edge banding.
- Other edge banding is 1mm
- Toe kick is 2" high.
- Overlay doors and drawers.
- 1/8" black shadow strip on end panels.

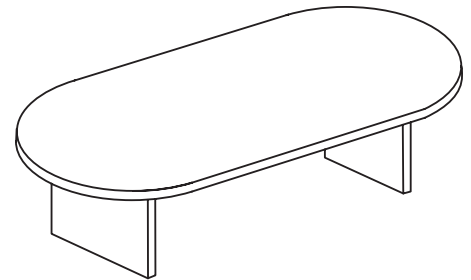
## Rectangular Conference Table with Slab Bases

Model Number	Depth	Width	Height	Cost With TFL Top	Cost With HPL Top	Notes
CONF-REC-3660	36	60	29	\$1060	\$1800	<ul style="list-style-type: none"> <li>• To make tops 1 7/8" thick add 25%</li> <li>• Tables 120"-216" wide require a minimum of 3 bases</li> <li>• Tables 240" wide require 4 bases</li> <li>• Custom sizes available</li> </ul>
CONF-REC-3672	36	72	29	\$1100	\$1865	
CONF-REC-3684	36	84	29	\$1155	\$1950	
CONF-REC-4284	42	84	29	\$1335	\$2285	
CONF-REC-4296	42	96	29	\$1475	\$2490	
CONF-REC-42120	42	120	29	\$2190	\$3735	
CONF-REC-4860	48	60	29	\$1130	\$1920	
CONF-REC-4872	48	72	29	\$1140	\$1940	
CONF-REC-4884	48	84	29	\$1180	\$2005	
CONF-REC-4896	48	96	29	\$1390	\$2360	
CONF-REC-48120	48	120	29	\$2360	\$420	
CONF-REC-48144	48	144	29	\$2860	\$4905	
CONF-REC-54144	54	144	29	\$2965	\$5045	
CONF-REC-54168	54	168	29	\$3740	\$6345	
CONF-REC-54192	54	192	29	\$4010	\$6810	
CONF-REC-54216	54	216	29	\$4720	\$8010	
CONF-REC-54240	54	240	29	\$5345	\$9075	
CONF-REC-60144	60	144	29	\$3135	\$5325	
CONF-REC-60168	60	168	29	\$3805	\$6475	
CONF-REC-60192	60	192	29	\$4305	\$7315	
CONF-REC-60216	60	216	29	\$4970	\$8445	
CONF-REC-60240	60	240	29	\$5850	\$9925	



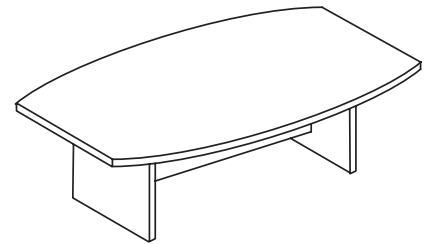
## Racetrack Conference Table with Slab Bases

Model Number	Depth	Width	Height	Cost With TFL Top	Cost With HPL Top	Notes
CONF-RAC-3660	36	60	29	\$1415	\$2160	<ul style="list-style-type: none"> <li>• To make tops 1 7/8" thick add 25%</li> <li>• Tables 120"-216" wide require a minimum of 3 bases</li> <li>• Tables 240" wide require 4 bases</li> <li>• Custom sizes available</li> </ul>
CONF-RAC-3672	36	72	29	\$1475	\$2220	
CONF-RAC-3684	36	84	29	\$1515	\$2315	
CONF-RAC-4284	42	84	29	\$1700	\$2630	
CONF-RAC-4296	42	96	29	\$1835	\$2850	
CONF-RAC-42120	42	120	29	\$2560	\$4090	
CONF-RAC-4860	48	60	29	\$1490	\$2290	
CONF-RAC-4872	48	72	29	\$1510	\$2305	
CONF-RAC-4884	48	84	29	\$1540	\$2360	
CONF-RAC-4896	48	96	29	\$1760	\$2725	
CONF-RAC-48120	48	120	29	\$2730	\$4380	
CONF-RAC-48144	48	144	29	\$3255	\$5275	
CONF-RAC-54144	54	144	29	\$3335	\$5410	
CONF-RAC-54168	54	168	29	\$4100	\$6715	
CONF-RAC-54192	54	192	29	\$4380	\$7165	
CONF-RAC-54216	54	216	29	\$5065	\$8365	
CONF-RAC-54240	54	240	29	\$5705	\$9445	
CONF-RAC-60144	60	144	29	\$3500	\$5690	
CONF-RAC-60168	60	168	29	\$4175	\$6845	
CONF-RAC-60192	60	192	29	\$4670	\$7680	
CONF-RAC-60216	60	216	29	\$5335	\$8805	
CONF-RAC-60240	60	240	29	\$6215	\$10295	



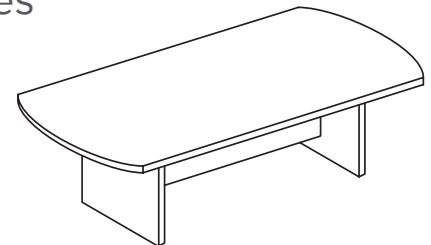
## Boat Shaped Sides Conference Table with Slab Bases

Model Number	Depth	Width	Height	CostWith	CostWith	Notes
CONF-BSS-3660	36	60	29	\$1415	\$2160	<ul style="list-style-type: none"> <li>To make tops 1 7/8" thick add 25%</li> <li>Tables 120"-216" wide require a minimum of 3 bases</li> <li>Tables 240" wide require 4 bases</li> <li>Custom sizes available</li> </ul>
CONF-BSS-3672	36	72	29	\$1475	\$2220	
CONF-BSS-3684	36	84	29	\$1515	\$2315	
CONF-BSS-4284	42	84	29	\$1700	\$2630	
CONF-BSS-4296	42	96	29	\$1835	\$2850	
CONF-BSS-42120	42	120	29	\$2560	\$4090	
CONF-BSS-4860	48	60	29	\$1490	\$2290	
CONF-BSS-4872	48	72	29	\$1510	\$2305	
CONF-BSS-4884	48	84	29	\$1540	\$2360	
CONF-BSS-4896	48	96	29	\$1760	\$2725	
CONF-BSS-48120	48	120	29	\$2730	\$4380	
CONF-BSS-48144	48	144	29	\$3255	\$5275	
CONF-BSS-54144	54	144	29	\$3335	\$5410	
CONF-BSS-54168	54	168	29	\$4100	\$6715	
CONF-BSS-54192	54	192	29	\$4380	\$7165	
CONF-BSS-54216	54	216	29	\$5065	\$8365	
CONF-BSS-54240	54	240	29	\$5705	\$9445	
CONF-BSS-60144	60	144	29	\$3500	\$5690	
CONF-BSS-60168	60	168	29	\$4175	\$6845	
CONF-BSS-60192	60	192	29	\$4670	\$7680	
CONF-BSS-60216	60	216	29	\$5335	\$8805	
CONF-BSS-60240	60	240	29	\$6215	\$10295	



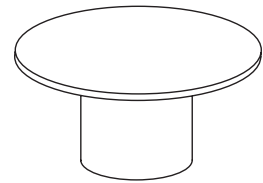
## Boat Shaped Ends Conference Table with Slab Bases

Model Number	Depth	Width	Height	CostWith TFL Top	Cost With HPL Top	Notes
CONF-BSE-3660	36	60	29	\$1415	\$2160	<ul style="list-style-type: none"> <li>To make tops 1 7/8" thick add 25%</li> <li>Tables 120"-216" wide require a minimum of 3 bases</li> <li>Tables 240" wide require 4 bases</li> <li>Custom sizes available</li> </ul>
CONF-BSE-3672	36	72	29	\$1475	\$2220	
CONF-BSE-3684	36	84	29	\$1515	\$2315	
CONF-BSE-4284	42	84	29	\$1700	\$2630	
CONF-BSE-4296	42	96	29	\$1835	\$2850	
CONF-BSE-42120	42	120	29	\$2560	\$4090	
CONF-BSE-4860	48	60	29	\$1490	\$2290	
CONF-BSE-4872	48	72	29	\$1510	\$2305	
CONF-BSE-4884	48	84	29	\$1540	\$2360	
CONF-BSE-4896	48	96	29	\$1760	\$2725	
CONF-BSE-48120	48	120	29	\$2730	\$4380	
CONF-BSE-48144	48	144	29	\$3255	\$5275	
CONF-BSE-54144	54	144	29	\$3335	\$5410	
CONF-BSE-54168	54	168	29	\$4100	\$6715	
CONF-BSE-54192	54	192	29	\$4380	\$7165	
CONF-BSE-54216	54	216	29	\$5065	\$8365	
CONF-BSE-54240	54	240	29	\$5705	\$9445	
CONF-BSE-60144	60	144	29	\$3500	\$5690	
CONF-BSE-60168	60	168	29	\$4175	\$6845	
CONF-BSE-60192	60	192	29	\$4670	\$7680	
CONF-BSE-60216	60	216	29	\$5335	\$8805	
CONF-BSE-60240	60	240	29	\$5215	\$10295	



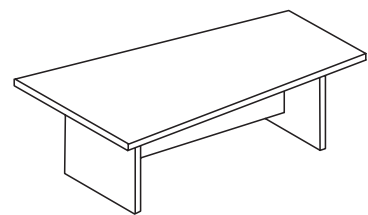
## Round Conference Table

Model Number	Depth	Width	Height	Cost With TFL Top	Cost With HPL Top	Notes
CONF-RND-30	30	30	29	\$1180	\$1920	<ul style="list-style-type: none"> <li>To make tops 1 7/8" thick add 25%</li> <li>72" or wider require a 2 piece top</li> <li>Custom sizes available</li> </ul>
CONF-RND-36	36	36	29	\$1240	\$2000	
CONF-RND-42	42	42	29	\$1835	\$2415	
CONF-RND-48	48	48	29	\$1895	\$2595	
CONF-RND-54	54	54	29	\$2055	\$2840	
CONF-RND-60	60	60	29	\$2355	\$3890	
CONF-RND-72-2	72	72	29	\$3975	\$6580	
CONF-RND-84-2	84	84	29	\$4270	\$7075	
CONF-RND-96-2	96	96	29	\$5040	\$8330	



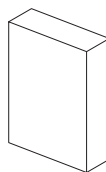
## Trapezoid Conference Table with Slab Bases

Model Number	Depth	Width	Height	Cost With TFL Top	Cost With HPL Top	Notes
CONF-TRAP-303660	30/36	60	29	\$1415	\$2160	<ul style="list-style-type: none"> <li>To make tops 1 7/8" thick add 25%</li> <li>Custom sizes available</li> </ul>
CONF-TRAP-364260	36/42	60	29	\$1455	\$2215	
CONF-TRAP-424860	42/48	60	29	\$1490	\$2290	
CONF-TRAP-486060	48/60	60	29	\$1515	\$2315	
CONF-TRAP-303672	30/36	72	29	\$1475	\$2220	
CONF-TRAP-364272	36/42	72	29	\$1485	\$2280	
CONF-TRAP-424872	42/48	72	29	\$1510	\$2305	
CONF-TRAP-486072	48/60	72	29	\$1605	\$2385	
CONF-TRAP-303684	30/36	84	29	\$1515	\$2315	
CONF-TRAP-364284	36/42	84	29	\$1700	\$2360	
CONF-TRAP-424884	42/48	84	29	\$1540	\$2630	
CONF-TRAP-486084	48/60	84	29	\$1760	\$2725	



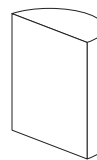
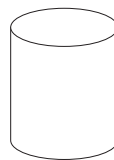
## Add 8" Wide Rectangular Bases:

Table Depth	Base Size	TFL	HPL	Notes
36-47	18"	\$570	\$975	Price per base
48-54	24"	\$620	\$1060	
60	30"	\$660	\$1120	



## Add Cylinder Bases

Table Depth	Base Size	HPL	Notes
36-47	20"	\$1035	Price per base, full or half cylinder
48-54	24"	\$1175	
60	30"	\$1370	



## Options

To Add:	TFL	HPL	Notes
Access door in base Rect.	\$280	\$500	Per base
Data cut-outs in surface	\$350	\$350	Per cut-out
Technology trough	\$950	\$1605	Per top section
Flip up doors in top	\$1905	\$1905	Per set
Access door in base Cyln.	NA	\$820	Per base