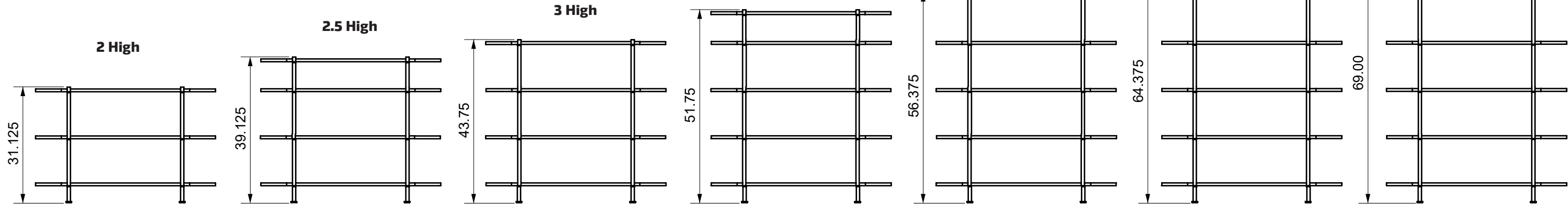
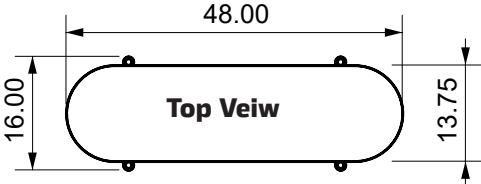


Standard Atoll Sizing/ List Pricing

Casters: +\$150 List
Locks +\$110 List

We recomend shelving taller than 4 high has at 2 high or taller back panel for added stability.

Standard Heights



TFL - \$930 List
 HPL - \$1,265 List
 Veneer - \$1,265 List

TFL - \$1,295 List
 HPL - \$1,745 List
 Veneer - \$1,745 List

TFL - \$1,295 List
 HPL - \$1,745 List
 Veneer - \$1,745 List

TFL - \$1,660 List
 HPL - \$2,230 List
 Veneer - \$2,230 List

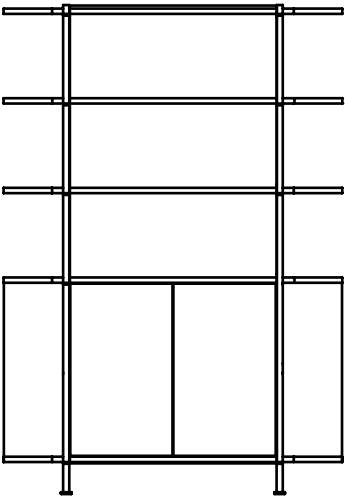
TFL - \$1,660 List
 HPL - \$2,230 List
 Veneer - \$2,230 List

TFL - \$2,025 List
 HPL - \$2,715 List
 Veneer - \$2,715 List

TFL - \$2,025 List
 HPL - \$2,715 List
 Veneer - \$2,715 List

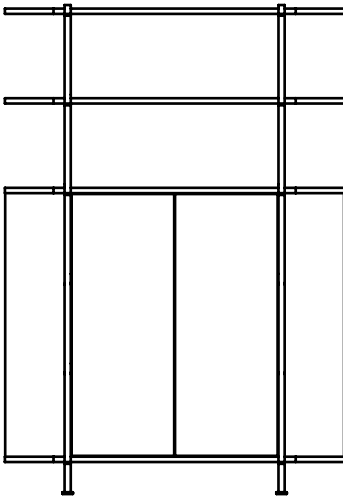
Enclosed Storage

2 High Enclosed Storage



Hutch Storage with 1 adjustable shelf, 2 lockers, or recycle center.

3 High Enclosed Storage




Hutch Storage with 2 adjustable shelf or 2 lockers.

2 High ADD:
 HPL +\$1,500 List
 Veneer +\$2,075 List

3 High ADD:
 HPL +\$2,245 List
 Veneer +\$3,065 List

Choose a standard shelf taller than the enclosed section and it will replace the lower shelves.

Back Panels



30" Wide to fit between posts.

	TFL	Whiteboard/ HPL/Fabric	Monitor Mount
Less than 3.5 High	\$450 List	\$825 List	
More than 3.5 High	\$905 List	\$1,655 List	+\$720 List

Back panels can be added to enclosed storage. They will occupy the full height of the unit and act as the back wall of the enclosed storage. Use the pricing for 3.5 High or less when adding back panels to enclosed storage.